Epioxa™
(riboflavin 5'- phosphate ophthalmic solution)

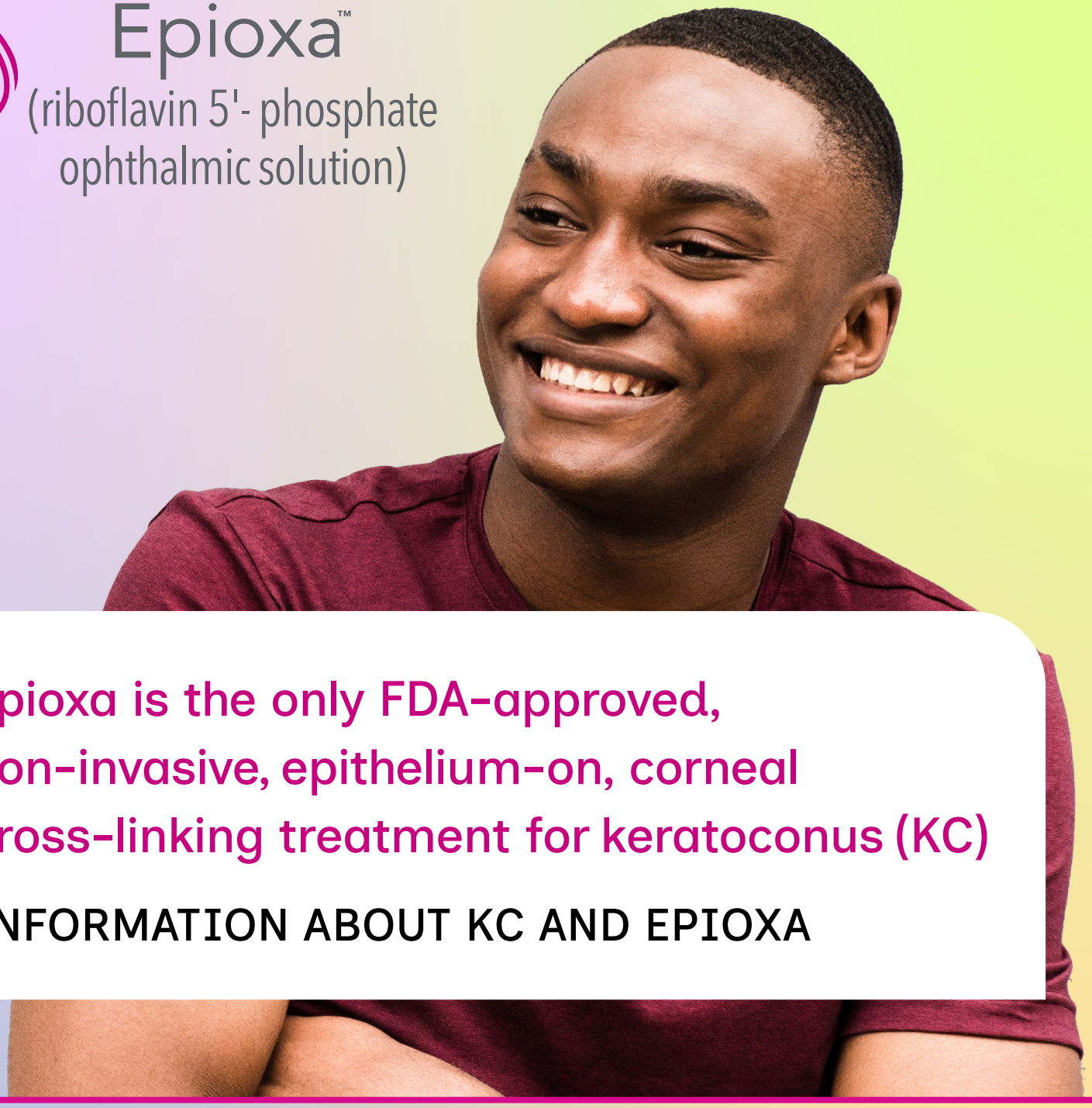

Epioxa is the only FDA-approved, non-invasive, epithelium-on, corneal cross-linking treatment for keratoconus (KC)

INFORMATION ABOUT KC AND EPIOXA

FDA=Food and Drug Administration.

Please see Important Safety Information on the back cover and full Prescribing Information at Epioxa.com.

Keratoconus (KC) is a sight-threatening and progressive eye disease

In KC, the cornea—the clear, round front part of the eye—weakens and thins. It becomes steeper, like a cone, causing blurry or distorted vision.

SOME OF THE SIGNS AND SYMPTOMS OF KC ARE:

- Rubbing your eyes often
- Blurry vision
- Trouble seeing at night
- Frequent headaches
- Changing glasses or contact lens prescriptions, often due to worsening eyesight
- Vision that cannot be fully corrected with prescription eyewear (glasses or contact lenses)
- A family history of KC

DON'T LOSE SIGHT OF YOUR FUTURE

In a survey of people with KC, who experienced progression over time, they reported losing or having to give up:

- Career opportunities and promotions
- Going to college
- Hobbies like painting, drawing, reading music, and playing sports
- Driving at night

A treatment called **corneal cross-linking**—which uses prescription eye drops, UV light, and oxygen to strengthen the cornea—can prevent KC from getting worse and further impacting your life.

EPITHELIUM-ON EPIOXA TREATMENT IS DESIGNED TO IMPROVE COMFORT AND RECOVERY TIME

UV=ultraviolet.

Epioxa is the first and only FDA-approved, non-invasive, corneal cross-linking treatment

Epioxa treatment is non-invasive because it does not remove the outer layer of the cornea called the epithelium.

Epioxa treatment has 3 steps

1. **Applying the eye drops**
   The doctor will apply the eye drops for a few minutes

2. **Fitting the Boost Goggles® and ensuring oxygen is flowing**
   Next, the doctor puts the goggles on and turns on the oxygen to allow it to flow into the goggles

3. **Corneal cross-linking with UV light**
   The special light source delivers UV light that works in combination with the eye drops and oxygen to strengthen the cornea

FDA=Food and Drug Administration; UV=ultraviolet.

IMPORTANT SAFETY INFORMATION

The most common side effects were red eye, haze, sensitivity to light, disruption of surface cells of the cornea, eye pain, eye irritation, watery eyes, swelling of eyelid, fine white lines in the cornea, reduced sharpness of vision, dry eye, and eye inflammation.

Epioxa™
(riboflavin 5'-phosphate ophthalmic solution)

Please see Important Safety Information on the back cover and full Prescribing Information at Epioxa.com.

Epioxa treatment can halt KC progression

Epioxa treatment was studied in 2 clinical trials, which included nearly 600 eyes of people with KC ages 13 to 55 years old

At the **start** of each trial, doctors measured the steepness of the cornea's curvature for each participant to determine the severity of their KC.



Before treatment

At the **end** of each trial, doctors measured how much the steepness of the cornea had changed.



Epioxa treatment

Halts or flattens the steepness of the curve.



No active treatment

The steepness of the curve increased and KC progressed.

KC PROGRESSION MAY INCREASE THE RISK OF VISION LOSS

KC=keratoconus.

Epioxa™
(riboflavin 5'- phosphate ophthalmic solution)

IMPORTANT SAFETY INFORMATION

The most common side effects were red eye, haze, sensitivity to light, disruption of surface cells of the cornea, eye pain, eye irritation, watery eyes, swelling of eyelid, fine white lines in the cornea, reduced sharpness of vision, dry eye, and eye inflammation.

Please see Important Safety Information on the back cover and full Prescribing Information at Epioxa.com.

The safety of Epioxa treatment was proven in 2 clinical trials

THE MOST COMMON SIDE EFFECTS WERE MILD AND TEMPORARY:

- Red eye
- Haze
- Sensitivity to light
- Disruption of surface cells of the cornea
- Eye pain
- Eye irritation
- Watery eyes
- Swelling of eyelid
- Fine white lines in the cornea
- Reduced sharpness of vision
- Dry eye
- Eye inflammation

SOME PEOPLE IN THE CLINICAL TRIALS GOT THEIR SECOND EYE TREATED AS EARLY AS 1 WEEK AFTER THEIR FIRST EYE WAS TREATED

What to expect after your Epioxa corneal cross-linking treatment

- You may feel some discomfort in the treated eye
- Wearing sunglasses may help if you are sensitive to light after the treatment
- Go home and rest
- **Do not rub your eyes**
- Take any medications prescribed by your doctor

You will most likely continue to wear glasses or contact lenses for vision correction after receiving Epioxa treatment if you were wearing them prior to the procedure

Contact your doctor immediately if you experience severe pain in the treated eye or any sudden decrease in vision.

KC can worsen over time and result in significant vision loss. Prescription glasses and contact lenses do not stop KC from getting worse. If left untreated, an invasive corneal transplant may be the only option.

Treat KC before it's too late

KC=keratoconus.

IMPORTANT SAFETY INFORMATION

The most common side effects were red eye, haze, sensitivity to light, disruption of surface cells of the cornea, eye pain, eye irritation, watery eyes, swelling of eyelid, fine white lines in the cornea, reduced sharpness of vision, dry eye, and eye inflammation.

Please see Important Safety Information on the back cover and full Prescribing Information at Epioxa.com.

We are committed to supporting you throughout your treatment

EpioxaCareConnect™ is the one place for all the support you need

CONNECT WITH OUR DEDICATED PATIENT SUPPORT TEAM WHO CAN HELP YOU:

- **Understand Epioxa treatment** and how it works, the potential benefits and risks, what the procedure is like, and more
- Schedule an appointment and **start a conversation** with your eye doctor about Epioxa treatment
- **Get assistance** with finding a Keratoconus Detection Center or Epioxa Treatment Center in your area
- **Feel supported** with frequent check-ins by phone, text message, or email

Scan the QR code or call 855-935-4504 to connect with the EpioxaCareConnect team

YOU MAY PAY AS LITTLE AS $0* FOR EPIOXA TREATMENT

*For eligible people who are commercially insured.

Epioxa™
(riboflavin 5'- phosphate ophthalmic solution)

Have questions about Epioxa?

Frequently asked questions about Epioxa

Q. WHAT IS EPIOXA?

- Epioxa is the only FDA-approved, epithelium-on, oxygen-enriched, corneal cross-linking treatment for keratoconus

Q. HOW IS EPIOXA DIFFERENT FROM OTHER TREATMENTS FOR KERATOCONUS?

- Epioxa is the first and only epithelium-on, corneal cross-linking treatment that is approved by the FDA to treat keratoconus

Q. WHO IS ELIGIBLE FOR EPIOXA?

- Epioxa is approved to treat keratoconus in adults and pediatric patients aged 13 years and older

Q. IS EPIOXA SAFE AND EFFECTIVE TO TREAT KERATOCONUS?

- Yes, the safety and efficacy of Epioxa were studied in 2 prospective, multicentered, randomized 2:1 sham procedure/placebo-controlled clinical trials, and was approved by the FDA for the treatment of keratoconus in adults and pediatric patients aged 13 years and older. For complete information, review the full Prescribing Information at Epioxa.com and discuss with your doctor

FDA=Food and Drug Administration.

IF YOU HAVE MORE QUESTIONS ABOUT EPIOXA, TALK TO YOUR DOCTOR OR VISIT EPIOXA.COM/SUPPORT-AND-RESOURCES

Take care of your keratoconus (KC) now with Epioxa

Timely treatment is key to halting the progression of keratoconus before further vision loss occurs

- If left untreated, KC may leave you legally blind
- Epioxa treatment is different. It's the first and only FDA-approved corneal cross-linking therapy that works without removing the cornea's outer layer, the epithelium
- Epioxa treatment is designed for improved comfort and shorter recovery time
- Free support is available with EpioxaCareConnect™

Ask your doctor about Epioxa treatment. Because keeping the vision you have today can help you focus on a clearer future tomorrow.

FDA=Food and Drug Administration.

IMPORTANT SAFETY INFORMATION

The most common side effects were red eye, haze, sensitivity to light, disruption of surface cells of the cornea, eye pain, eye irritation, watery eyes, swelling of eyelid, fine white lines in the cornea, reduced sharpness of vision, dry eye, and eye inflammation.

Please see Important Safety Information on the back cover and full Prescribing Information at Epioxa.com.

Epioxa™
(riboflavin 5'- phosphate ophthalmic solution)

IMPORTANT SAFETY INFORMATION

The most common side effects were red eye, haze, sensitivity to light, disruption of surface cells of the cornea, eye pain, eye irritation, watery eyes, swelling of eyelid, fine white lines in the cornea, reduced sharpness of vision, dry eye, and eye inflammation.

You should not have the EPIOXA™ corneal collagen cross-linking procedure if you have a known hypersensitivity to any ingredients in the product, have had cataract surgery and either did not receive an artificial lens in your eye or received a non-UV blocking artificial lens, have a history of herpetic keratitis, or are pregnant.

If you have any additional questions, please contact your doctor. For full Prescribing Information visit www.epioxa.com.

You are encouraged to report all side effects to the FDA. Visit www.fda.gov/medwatch, or call 1-800-FDA-1088. You may also call Glaukos at 1-888-404-1644.

APPROVED USES

The EPIOXA corneal collagen cross-linking procedure is performed by your eye doctor for the treatment of keratoconus. It does not require the removal of the corneal epithelium (outermost layer of the front of the eye). It consists of EPIOXA™ HD (riboflavin 5'-phosphate ophthalmic solution) 0.239% and EPIOXA™ (riboflavin 5'-phosphate ophthalmic solution) 0.177%, which are prescription eye drops used in combination with the O_2n™ System and Boost Goggles®.

The EPIOXA corneal collagen cross-linking procedure is for the treatment of keratoconus in adults and pediatric patients 13 years of age and older.

To learn more about KC and Epioxa, visit Epioxa.com

KC=keratoconus.

GLAUKOS TRANSFORMING VISION

©2026 Glaukos Corporation. All rights reserved. Glaukos, Transforming Vision, and Boost Goggles are registered trademarks of Glaukos Corporation. PM-US-3313-REV 1

Epioxa™ (riboflavin 5'- phosphate ophthalmic solution)